

19 October 2009

The Manager
Company Announcements Office
Australian Securities Exchange Limited
Exchange Centre
Level 4
20 Bridge Street
Sydney NSW 2000

Amcil Limited
ABN 57 073 990 735
Level 21, 101 Collins Street
Melbourne Victoria 3000
GPO Box 2114
Melbourne Victoria 3001
Telephone 03 9650 9911
Facsimile 03 9650 9100
invest@amcil.com.au
www.amcil.com.au


Electronic Lodgement

**AMCIL Limited
Shareholder Information Meeting**

Dear Sir or Madam

Please find attached a presentation to be given to shareholders at the Shareholder Information Meeting in Sydney today.

Yours faithfully,

A handwritten signature in black ink, appearing to read 'Simon Pordage', written over a horizontal line.

Simon Pordage
Company Secretary

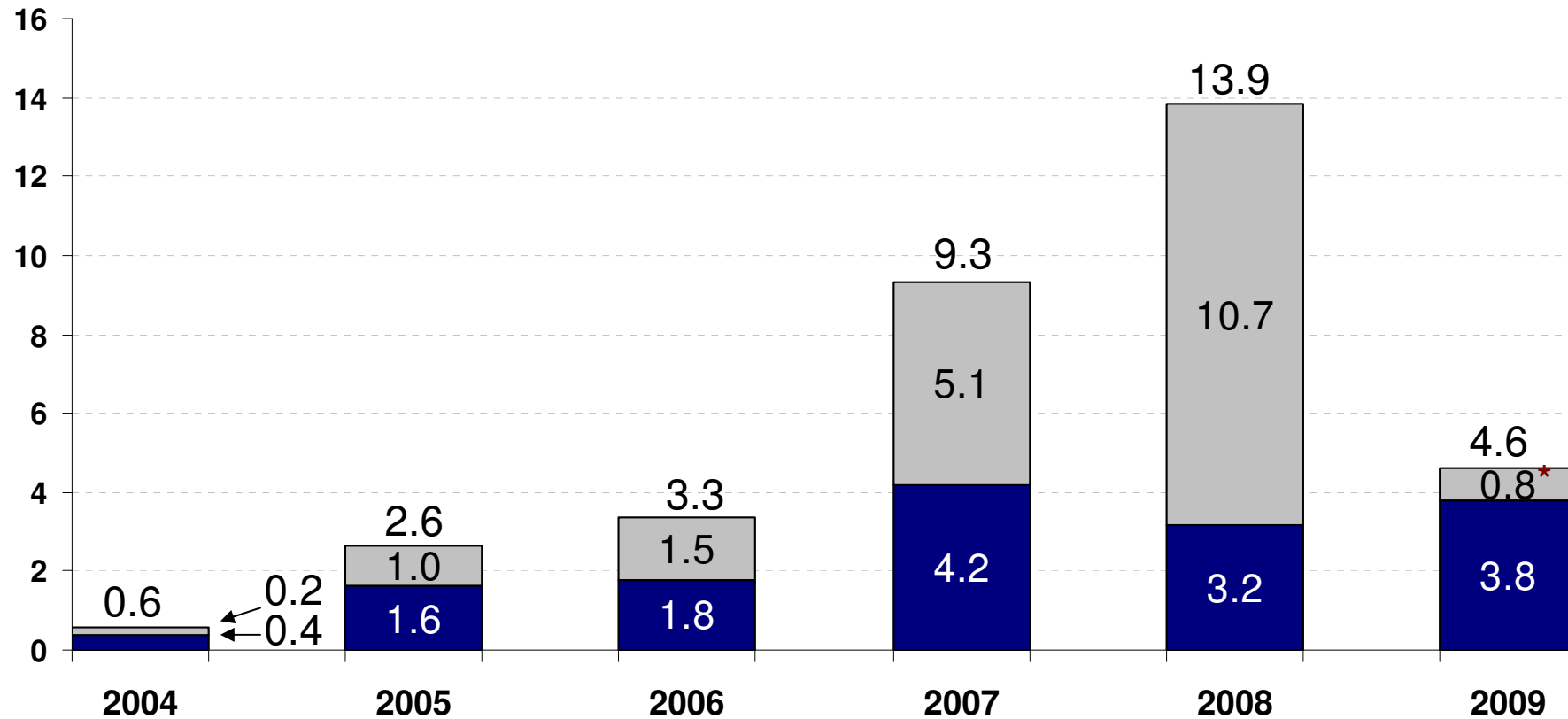


AMCIL

**Shareholder Presentations
October 2009**

Total Profit Since Recapitalisation

\$Million



■ Net Operating Profit After Tax ■ Profit After Tax (including realised gains)

* Includes a charge of \$5.1 million for unrealised losses transferred from the revaluation reserve for impairment.

Dividends

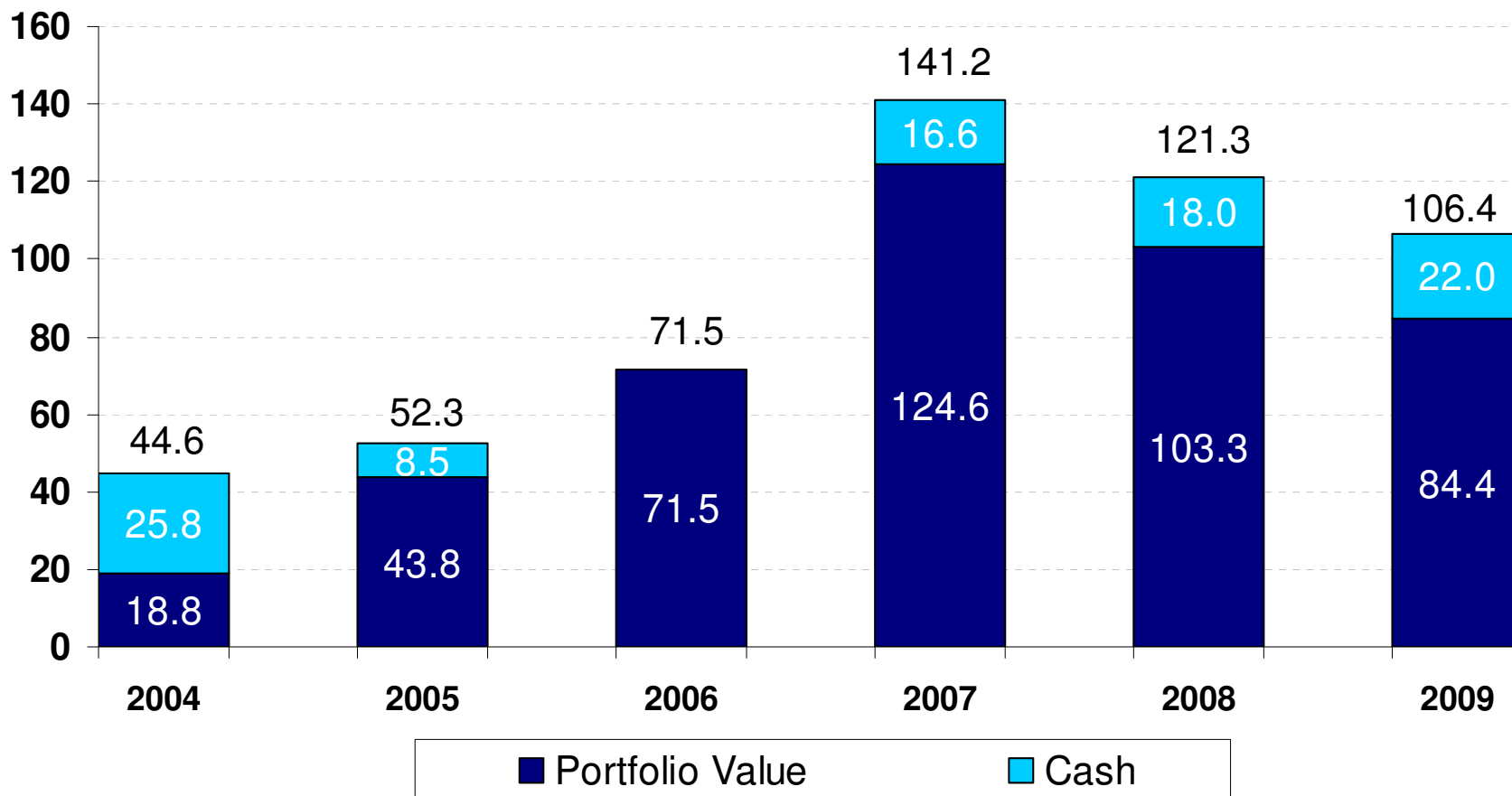
- 2 cents per share fully franked (3 cents last year)

Dividend Policy

- Maximise the distribution of the franking account balance subject to the level of profit for the year
- It is not be normal practice to distribute realised capital gains unless franking credits have been generated

Portfolio at 30 June

\$Million



New Capital of \$39.1 million raised in 2007 as a result of the exercise of outstanding options

Portfolio

At 30 September 2009:

- 39 companies with a market value \$116.5m
- \$12.2 million of cash

AMCIL Top 20 Holdings – 30 September 2009

	\$ '000
1 Westpac Banking Corporation	9,635
2 Commonwealth Bank of Australia	8,609
* 3 National Australia Bank	8,225
4 BHP Billiton	7,546
5 Telstra Corporation	6,711
6 Hastings Diversified Utilities Fund	5,788
7 QBE Insurance Group	5,567
8 Bradken	4,957
9 Tox Free Solutions	4,806
10 AMP	4,291

* Indicates that options were outstanding against part of the holding

AMCIL Top 20 Holdings – 30 September 2009

	\$ '000
11 Amcor	4,180
12 Peet	3,782
13 ASG Group	3,235
14 Equity Trustees	3,149
15 Brambles	3,101
16 Mitchell Communication Group	2,865
17 Oakton	2,763
18 Coca-Cola Amatil	2,698
19 Oil Search	2,609
20 REA Group	2,511

Total 97,027

**As % of Total Portfolio
(excludes Cash)**

83.3%

Largest 5 Acquisitions - (1/7/08-30/6/09)

	\$m
Westpac Banking Corporation	4.9
Commonwealth Bank of Australia	3.5
QBE Insurance Group	3.3
Iluka Resources	1.6
National Australia Bank	1.5

Largest 5 Disposals - (1/7/08 to 30/6/09)

	\$m
Queensland Gas	11.5
ConnectEast Group	3.8
Rio Tinto	3.5
BHP Billiton	2.7
News Corporation	1.4

Major Purchases Since 30 June 2009

Existing Stocks:

- **PrimeAg Australia**
- **Amcor**
- **Westpac**
- **National Australia Bank**

Major Purchases Since 30 June 2009 con't.

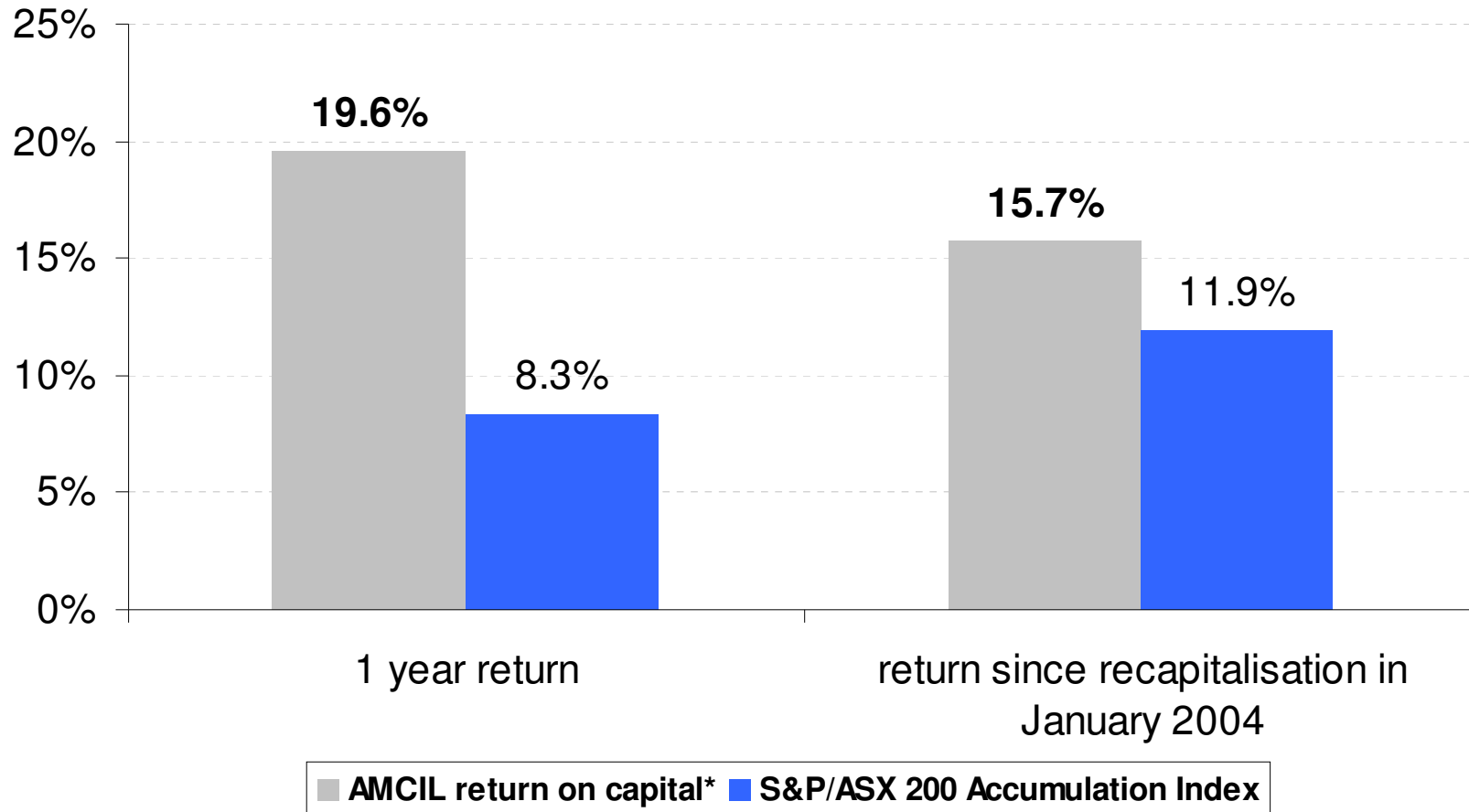
New Stocks :

- **Hastings Diversified Utilities** – investor in utility infrastructure assets, primarily gas transmission pipelines in Australia (Epic Energy Holdings)
- **Perpetual** – funds management and wealth management provider

Major Sales Since 30 June 2009

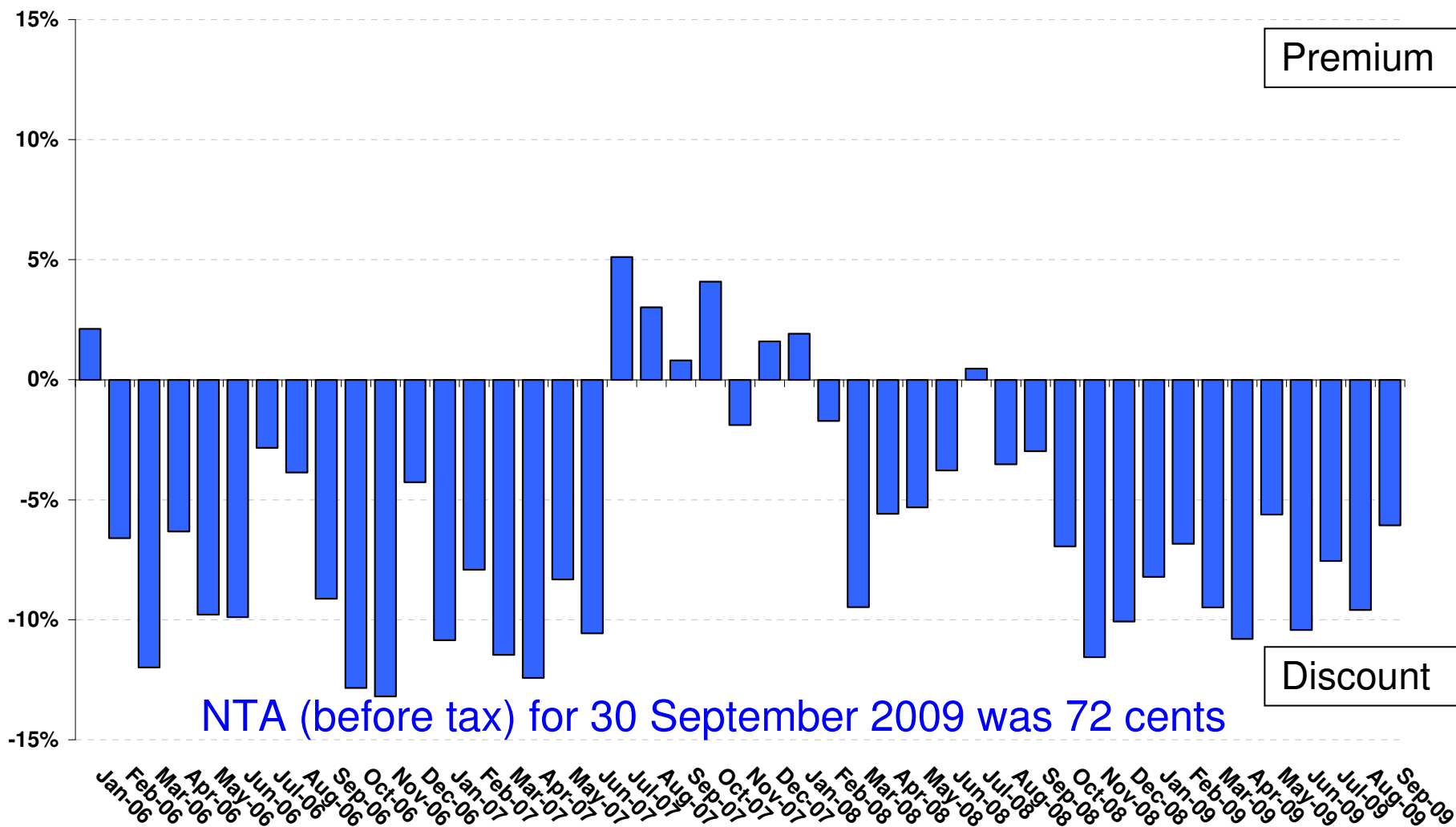
- **Diversified United Investment Limited**

Total Portfolio Return* – % Per Year to 30 Sept. 2009



*measured by return on capital as measured by the change in net asset backing plus reinvested dividends and adjusting for the additional cash received during the period from the exercise of options

Share Price Relative to Net Asset Backing



Outlook

- We have selectively tried to capture value through this turbulent period primarily from participation in capital raisings.
- Markets have improved dramatically since their lows with valuations now more in line with long term averages
- Companies that survived are generally well placed given improved balance sheets and their reduced cost bases
- Economic conditions are improving but the level of growth and how long it will last is less clear



Shareholder Presentation