

16 March 2009

The Manager
Company Announcements Office
Australian Securities Exchange Limited
Exchange Centre
Level 4
20 Bridge Street
Sydney NSW 2000

Amcil Limited
ABN 57 073 990 735
Level 21, 101 Collins Street
Melbourne Victoria 3000
GPO Box 2114
Melbourne Victoria 3001
Telephone 03 9650 9911
Facsimile 03 9650 9100
invest@amcil.com.au
www.amcil.com.au


Electronic Lodgement

**AMCIL Limited
Shareholder Information Meetings**

Dear Sir or Madam

Please find attached a presentation to be given to shareholders at the Shareholder Information Meetings in March and April 2009.

Yours faithfully,

A handwritten signature in black ink, appearing to read 'Simon Pordage', with a long horizontal flourish extending to the right.

Simon Pordage
Company Secretary



AMCIL

**Shareholder Meetings
March/April 2009**

AMCIL's Investment Structure – 28 February 2009

- Investment portfolio:
 - A\$65.9 million
 - 34 companies
- The Trading portfolio has been reduced to zero
- Cash of \$22.9 million

Financial Highlights - Half Year to 31 December 2008

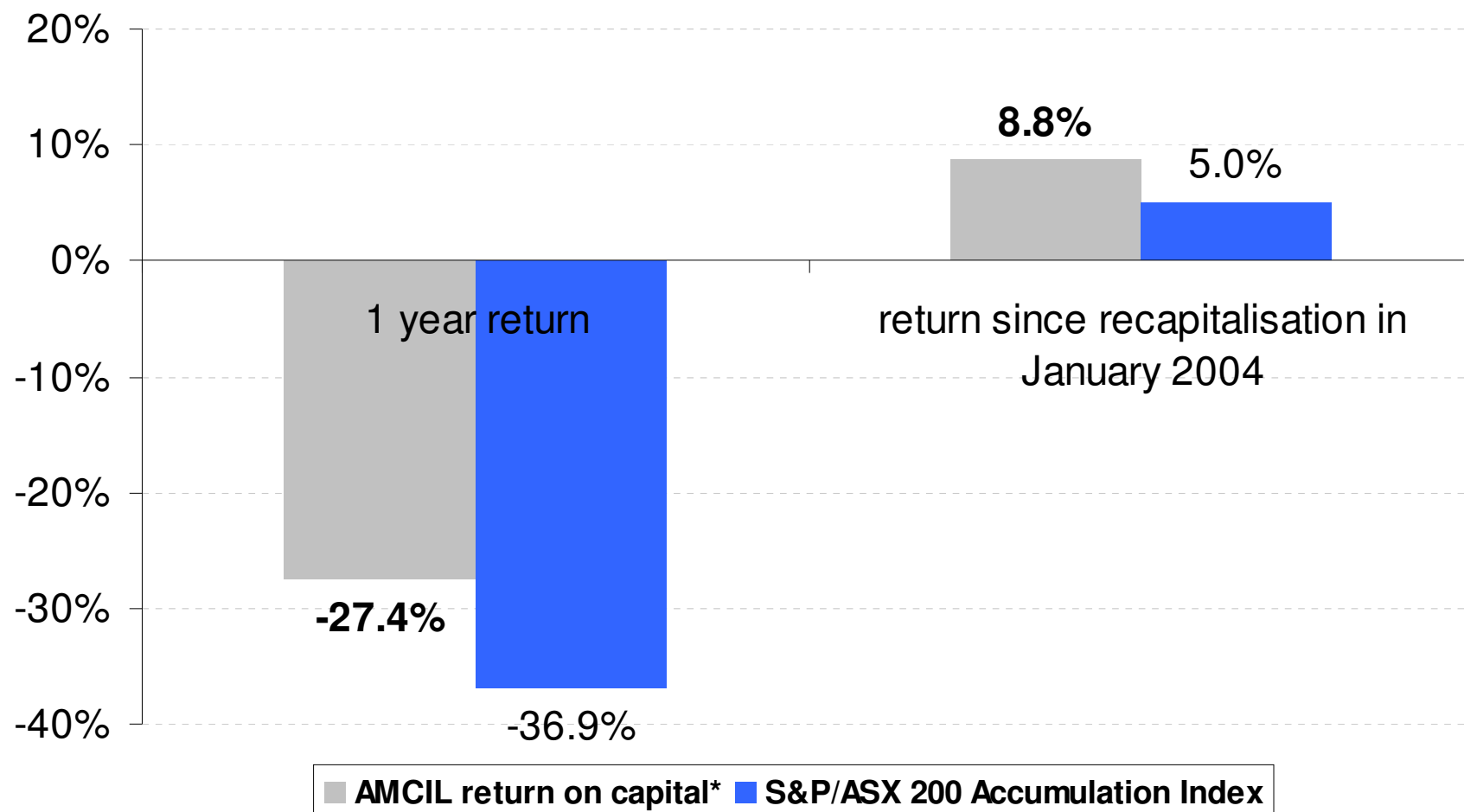
	2008	2007	Change
Operating Profit After Tax	\$1.9m	\$ 1.7m	+12.2%
Reported Profit After Tax*	\$9.9m	\$7.1m	+38.3%
Operating Profit Per Share	1.08c	0.98c	+10.2%
Reported Profit After Tax Per Share *	5.61c	4.16c	+34.9%

* Includes realised gains on the sale of investments

Dividend Policy

- Maximise the distribution of the franking account balance subject to the level of profit for the year
- It would not be normal practice to distribute realised capital gains unless franking credits have been generated
- As has been normal practice an interim dividend was not declared

Total Portfolio Return* – % Per Year to 28 February 2009



*measured by return on capital as measured by the change in net asset backing plus reinvested dividends and adjusting for the additional cash received during the period from the exercise of options

Largest 5 Acquisitions - (1/7/08-31/12/08)

	\$m
Westpac	4.8
Commonwealth Bank of Australia	3.3
QBE Insurance	2.1
National Australia Bank	1.5
Iluka Resources	1.1

Largest 5 Disposals - (1/7/08 to 31/12/08)

	\$m
Queensland Gas Company	11.5
Connect East	3.8
Rio Tinto	3.5
Toll Holdings	1.3

New Holdings

- **Campbell Brothers** – primarily provides analytical laboratory and technical testing services in key areas of mining and mineral exploration, commodity analysis and certification, environmental monitoring, equipment maintenance, food analysis and manufacturing of electronic products
- **Iluka Resources** – involved in the exploration, project development, operation and marketing of mineral sands
- **Incitec Pivot** – integrated fertiliser and industrial chemical business

Transactions since 31 December 2008

Purchased:

- QBE Insurance
- PrimeAg Australia

Disposed of:

- Molopo Australia
- Contango Capital
- Carbon Energy

AMCIL Top 20 Holdings – 28 February 2009

\$ '000

*	1	BHP Billiton	8,214
	2	Telstra Corporation	6,043
	3	Westpac Banking Corporation	6,017
	4	Commonwealth Bank of Australia	4,768
	5	National Australia Bank	4,470
	6	AMP	3,069
	7	QBE Insurance Group	3,025
	8	Tox Free Solutions	2,563
	9	Coca-Cola Amatil	2,464
	10	Oil Search	2,008

* Indicates that options were outstanding against part of the holding

AMCIL Top 20 Holdings – 28 February 2009

	\$ '000
11 Amcor	1,980
12 Equity Trustees	1,818
13 Brambles	1,714
14 Peet	1,628
15 ASG Group	1,601
16 News Corporation (a)	1,562
17 Mitchell Communication Group	1,414
18 Eastern Star Gas	1,180
19 REA Group	1,123
20 Iluka Resources	1,075

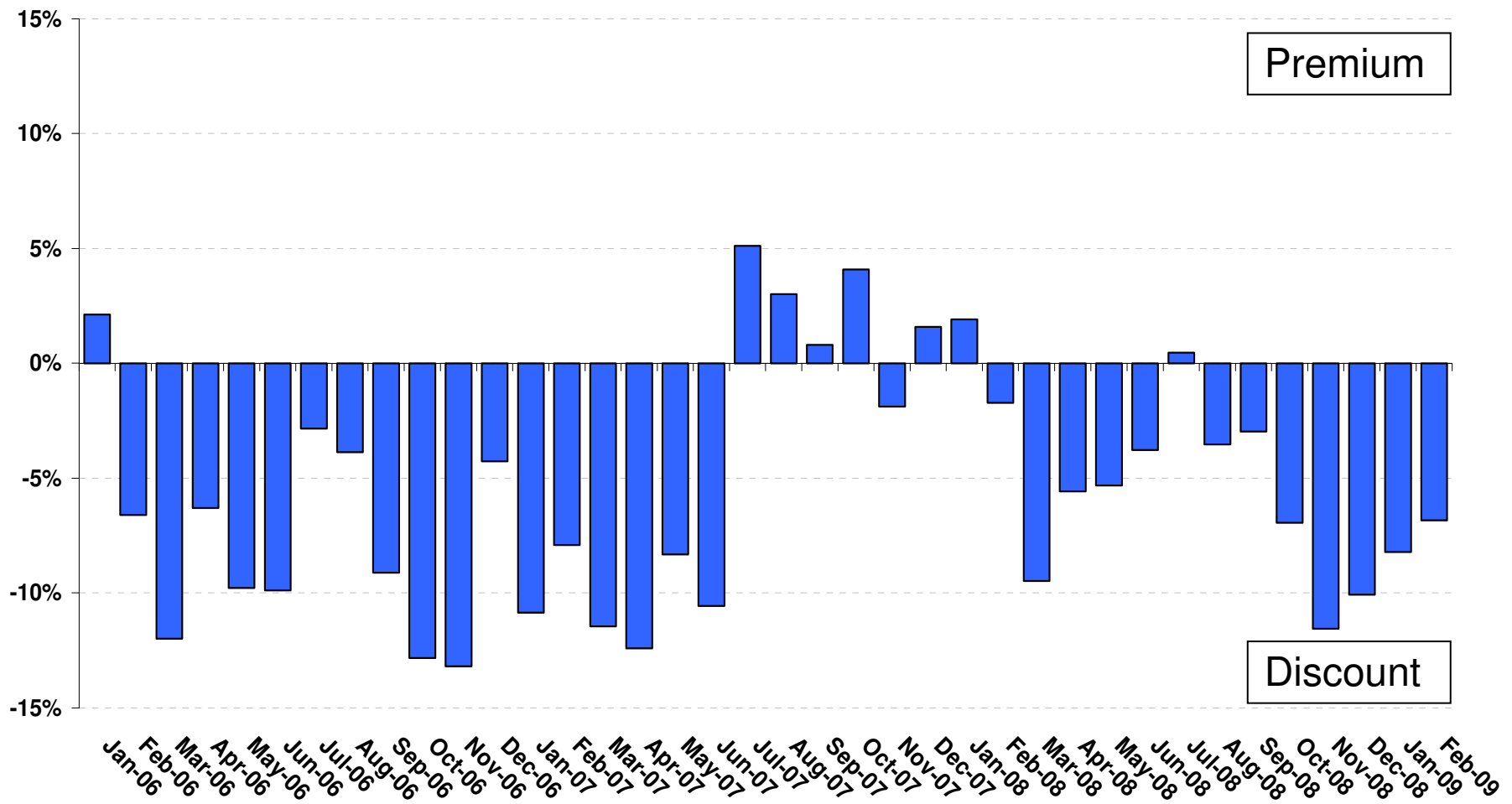
Total 57,735

**As % of Total Portfolio
(excludes Cash)**

87.6%

(a) Includes \$0.2 million of NWSLV Class A Non-Voting Common Stock

Share Price Relative to Net Asset Backing



Outlook

- Global and domestic market conditions are very testing
- The Company has a strong cash position
- We are being very cautious



Shareholder Meetings March/April 2009